

Data2Logistics Carrier Reference Manual

This document contains confidential and proprietary information of Data2Logistics, LLC. Any reproduction, disclosure, or use in whole or in part is expressly prohibited, except as may be specifically authorized by prior written agreement or permission of Data2Logistics

North America Version

TABLE OF CONTENTS

- Introduction 3
 - Data2Logistics 3
 - Data2Logistics Services for Our Clients 3
 - Working Relationship..... 3
- Processes 3
 - Where to send Invoices 3
 - EDI 4
 - Electronic File..... 4
 - Electronic Invoicing Process via Email 4
 - Paper..... 5
- Requirements 6
- Communication and Contact Information..... 6
- Carrier Setup 7
- Carrier Rate Agreements..... 8
- Remittance Advice..... 8
- Issue Resolution 8
 - Non-Compliant Invoice: 8
 - Rate Reduced Invoices 9
- TIPS – How to Get Your Invoice Paid (the first time) 9
- Frequently Asked Questions..... 11
- Appendix A 13
- Appendix B.....20

Introduction

Data2Logistics

Data2Logistics, a Platinum Equity company, provides freight invoice audit and information services (FA&I) for our clients. Annually Data2Logistics processes over 120 million transactions with a combined value of over 7 billion USD and 50+ years of experience. Data2Logistics also has a strong presence in Europe and services global clients.

Our mutual clients have contracted Data2Logistics to provide them FA&I services to both ensure eliminations of duplicate billing and overcharges through our data capture and audit process to provide real-time actionable information. This information is available to our clients through a secured website and provides information visibility across sites, countries and continents.

Data2Logistics Services for Our Clients

Within the scope of the Freight Audit & Information activities for our clients, Data2Logistics typically provides the following services.

- Invoice auditing against rate agreements
- Paper invoice and carrier tariff agreement imaging
- Cost allocation according to client's allocation rules
- Online reporting and data mining through our Web tools
- Invoice error resolution
- Customer service to the client
- Customer service to the client's related (authorized) carriers

Working Relationship

It is in the best interests of our mutual clients that a good working relationship exists between our clients' carriers and Data2Logistics. To that end, Data2Logistics has resources in place to assist carriers in meeting invoicing requirements, resolution of payment issued, and managing strategic initiatives. Many resources are available through Data2Connect via our web site www.Data2Logistics.com. Each account is also assigned a Data2Logistics Auditor, Account Coordinator, and Payment Inquiry Representative to further assists with invoice and payment resolution.

Processes

Where to send Invoices

There are four (4) types of invoices remittances: Electronic Data Interchange (EDI), electronic Files, electronic invoicing process via email and Paper. Electronic billing or EDI is the preferred methods of transmission for our clients' transportation providers. All freight invoices should be submitted directly to Data2Logistics unless requested differently by our mutual client.

EDI

EDI implementations may be requested by contracting the Account Coordinator (AC) for the particular client. If you do not know the AC, you can call our general office number at:

(239) 936-2800 Fort Myers, FL
(801) 287-8400 Salt Lake City, UT
+31 (0) 10 2661040 The Netherlands

Data2Logistics will work with you to format, test, validate and implement your EDI process for your invoice transactions.

Electronic File

Data2Logistics encourages carriers to implement electronic billing wherever possible. The preferred method is ANSI X12 EDI Standards; however, if you are not EDI capable, Data2Logistics will work with you to find an acceptable solution using another standard electronic format.

Electronic Invoicing Process via Email

Data2Logistics can accept hard copies of invoices via email. Our preferred method of invoice receipt CONTINUES to be EDI; however for invoices that need to be hard copy, we will accept these via email. The benefits this process brings to you are:

- Reduced cost – no postage shipping costs
- Faster receipt into Data2Logistics
- Confirmation of receipt via our freight bill inquiry tool
- Better invoice tracking and processing visibility

The guidelines to participate in this process are:

- Email your invoices to
ftm-invoicescan@data2logistics.com for Fort Myers Processing Site
slc-invoicescan@data2logistics.com for Salt Lake City Processing Site
In order to process correctly, the 'invoicescan' address MUST be the only 'To' address (other can be in the 'CC')
- Enter Client Name in the subject line of your email
- The file should contain the invoice as the first page and all backup should follow within the same document
- All scanned documents should be in Black & White at 200 dpi. Grayscale copies can come out illegible

- Multiple attachments may be in the same email, however each needs to have a unique name
- File name cannot contain any special characters. It should only contain letters, numbers, and spaces
- ZIP'ed/compressed files cannot be accepted
- The invoice document should contain the Client's name
- Electronic documents must be standard 8.5 x 11 inch dimensions (Standard Paper Stock at 100% view)
- The maximum email and document size is 5 MB
- Acceptable document formats are PDF and TIFF

Paper

If you are not capable of providing freight bills in an electronic acceptable format and must submit paper, please note the following addresses:

Fort Myers, FL

If mailed via regular mail:

Client Name c/o
Data2Logistics
PO Box 61050
Fort Myers, FL 33906

If mailed via courier:

Client Name c/o
Data2Logistics
12631 Westlinks Dr, Suite 3
Fort Myers, FL 33913

Salt Lake City, UT

If mailed via regular mail:

Client Name c/o
Data2Logistics
PO Box 57990-0990
Salt Lake City, UT 84107

If mailed via courier:

Client Name c/o
Data2Logistics
6056 S Fashion Sq. Dr. Suite 300
Salt Lake City, UT 84107

The Netherlands

Client Name c/o
Data2Logistics Europe BV
Rivium 1e straat 93
2909 LE Capelle aan den IJssel
The Netherlands

Please note: the address where your paper invoices should be sent depends on which Data2Logistics location processes your client's invoices. You may call any of the phone numbers noted above for assistance

The envelope should clearly identify the client. Please do not include invoices for multiple clients in the same envelope.

- All freight invoices must include supporting documentation (e.g. Bill of Lading or Proof of Delivery)
- We prefer freight invoices to be submitted as full page bills non-folded with the freight invoice on top followed by the back-up documents (e.g. Bill of Lading, Proof of Delivery or other backup). Only one copy of the freight invoice is needed.
- Please do not use any staples or paper clips
- When freight invoices must be folded, please fold them as a group vs. folding each page individually.

Do not attempt to fax or email your invoices to a Data2Logistics' personnel as these methods will need prior authorization to be processed.

Requirements

The following basic invoice information is required in order to process invoices for payment:

- Amount Billed
- Bill of Lading number
- Proof of Delivery
- Shipment terms (prepaid, collect, third party)
- Shipment Date
- PO Number
- Bill to / owner name, physical address, city, state, zip code
- Carrier Name
- Consignee/Destination name, physical address, city, state, zip code
- Origin/Shipper name, physical address, city, state, zip code
- Pro number / invoice number
- Rate
- Rate authority
- Rate type
- Accessorial charges listed separately
- Total weight

Communication and Contact Information

Data2Logistics is responsible to ensure that carriers are fully informed about the process and procedures pertaining to our clients' accounts. Please address your questions directly with Data2Logistics for resolution. If a review with our mutual client is required, Data2Logistics will advise the client and setup the meeting arrangements.

Data2Logistics has several tools available to provide information regarding invoice tracking, payment status and issues resolution. We encourage carriers to use our Freight Bill Inquiry tool on our website at <http://www.data2logistics.com> (see Appendix A)

Customer Service is available
Monday – Friday
8:00 am to 4:30 pm local time

Payment Inquiry Rep (PIR):

The PIR is specifically in place to assist carriers with invoice processing status and payment information. If you have questions about the status of an invoice, call one of the main office numbers noted above and ask to speak with a payment inquiry rep.

Account Coordinator (AC):

The Account Coordinator is the central contact person for the client and their related carriers. On a daily basis the AC handles inquiries from both the client and their carriers. For any processing related issues, questions or concerns, please contact the AC

Client Relationship Manager (CRM):

The CRM is responsible for managing the overall relationship with their assigned client base. In working with their client's carriers, the CRM can assist you with next level of escalation.

Auditor/Rate Analyst Team:

The auditor is responsible for performing a rate audit of the invoice and ensuring rates and charges are in agreement with client/carrier rate agreements, contracts and/or tariffs.

Carrier Setup

In order to manage carrier payment processes efficiently, Data2Logistics loads remit and bank details for each of its clients' carriers in our carrier database. It is the responsibility of the carrier to keep Data2Logistics informed about any alterations in the remit and bank details. Data2Logistics will only make changes to these details in its freight audit system after receipt of a written and signed request for change from the carrier. This request will be verified by phone by Data2Logistics' staff and written confirmation of any alterations made in the Data2Logistics system (and effective date) will be forwarded to the respective carrier.

Carrier Rate Agreements

Carrier rate agreements are used for auditing purposes. The rate agreements are provided to us by our clients and they fall under the terms of the signed non-disclosure agreement between Data2Logistics and its clients. It is Data2Logistics' policy to keep the rate agreement and contractual terms that are in place between the carrier and the client strictly confidential.

Remittance Advice

The carrier remittance advice that accompanies the carrier payment will detail all of the shipment identification numbers that are being paid on the associated check. For carriers capable of accepting an electronic remittance file, one can be set up upon request – contact the AC for further assistance.

On the Data2Logistics Carrier Portal, Freight Bill Inquiry tool, carriers can retrieve the check # on freight bills by entering the shipment identification number in question. Query by check number will produce remittance detail for the check which can be downloaded into Excel. (See Appendix A)

Issue Resolution

Carrier invoices that fail to meet client established rules or contracts may experience delayed processing, be electronically returned to the carrier for resolution, or paid at a reduced rate. Reason codes for returned or rate reduced invoices are noted in Appendix B.

Non-Compliant Invoice

Non-compliant invoices will be “returned” electronically to the carrier for resolution. What does this mean? When Data2Logistics cannot process an invoice (for instance the terms on a bill are prepaid, but the shipper is not a client location) the invoice is flagged as “Returned to Carrier”. A reason code for the return is associated with the invoice. The invoice number and return reason code is listed on the carrier remittance as well as the Data2Logistics website, Freight Bill Inquiry tool. The paper invoice is NOT physically returned.

It is the responsibility of the carrier to review the remittance for these codes. If a code is associated with an invoice, the carrier can either accept the reason for the “return” or correct the invoice and resubmit it to Data2Logistics to be reprocessed. If a carrier feels an invoice has been “returned” in error, the carrier can contact the Data2Logistics account Coordinator responsible for the particular client account. The Account

Coordinator can be found by searching your invoice number on the Data2Logistics website, Freight Bill Inquiry tool and then click on the 'Client Name' link next to your Invoice/Pro number detail.

Client Name	Pro No.	Invoice Number	Carrier N
ACME SALT LAKE CITY	11111111	E11111111	EXPEDITO INTL

Showing 1 to 1 of 1 entries

Rate Reduced Invoices

If a carrier has a dispute with a rate reduction, first validated that the original invoice is correct. If you would like to discuss the rate reduction, you may contact the Data2Logistics Auditor responsible for the particular client account. If the original invoice is correct, send the balance due invoice (clearly marked 'balance due') and supporting documentation to Data2Logistics for processing.

'Supporting documentation' is defined as a specific contract reference or Re-Weight Ticket and/or Weight and Inspection Sheet, as an example. Attach a copy of the documentation and explanation of your interpretation, or provide text on the face of the balance due invoice to included specific contract verbiage to support the charges. As well as any applicable contract reference e.g. contract number, date, revision, schedule or rule.

TIPS – How to Get Your Invoice Paid (the first time)

- Ensure your billing meets the minimum requirements established by our mutual client
- Many of our clients require us to validate the shipper address to a list of valid shipper locations. Please ensure your billing is in sync with the client's location listing.
- Provide all the required data elements and backup documentation as required
- For paper inbound Collect shipments and Third Party billing, clients typically require a copy of the shipper's Bill of Lading and signed delivery receipt
- Break out accessorial charges separate from the line haul charges
- For paper invoices, send them to the correct Data2Logistics location handling the particular client being billed.
- Include invoices for only one client per envelope/package

- Bill according to the active rate agreement in place for the client
- Encourage your clients to provide Data2Logistics with the proper rate authority including contracts, spot buys, lane exhibits, etc.
- In cases where there is more than one plant at a single address, provide the specific location information
- Utilize Data2Logistics Freight Bill Inquiry tool and our Client Service resources for freight bill status inquiry and issue resolution

Frequently Asked Questions

Q. To who should the carrier report lost reimbursement check?

A. Contact Data2Logistics @ 239-936-2800

Q. How do I communicate a change to my remit to address?

A. Access the Update Carrier Profile form on www.data2logistics.com the form can be found by selecting Carrier Portal/Freight Bill Inquiry/Update Carrier Profile. Follow the instructions on the form. The form is included in start-up packet.

Q. How can I check on the status of invoices that I have submitted?

A. Manual invoices received by Data2Logistics will be entered into our system within 7-10 business days of receipt. EDI invoices received will be entered upon receipt. You can check the status of any invoices by going to www.data2logistics.com (see Appendix A)

Q. Is the Check Issue Date on the Data2Logistics website the date payment was made?

A. Yes. The issue date represents the date the check was mailed. All paper checks are mailed from our Fort Myers, FL office.

Q. Can I bill accessorial charges electronically?

A. Yes. Accessorial charges can be billed electronically along with the line haul charges. The accessorial charges should be detailed separately.

Q. Can I bill charges for Balances Due electronically?

A. Yes, unless otherwise directly by your client. Please make sure the balance due invoice is clearly marked "Balance Due".

Q. Should I change the "Bill To" name to read Data2Logistics?

A. No. The "Bill To" name must be a valid client location, division or subsidiary and should never be Data2Logistics

Q. How long do I have to submit a past due/balance due bill?

A. Unless otherwise negotiated with your client, bills should be submitted within 90 days and reconciliation no later than 180 days of when the shipment was completed by the carrier.

Q. How long from the time Data2Logistics received my freight invoice until payment is issued?

A. Data2Logistics' typical cycle time is 7-10 business days from receipt of an invoice until it is ready to close into a billing run. If the billing has to be rerouted to the client for review or approval, the cycle time may be extended.

If the client pays their carrier directly, you will receive payment from the client. Payment timing will depend on their Accounts Payable cycle. The status of these invoices on the Data2Logistics website will display "Closed – Client Issues Payment". If Data2Logistics makes payment, check assurance will depend on the client's funding cycle. The status of these invoices on the Data2Logistics website will display "Closed – Pending Client Funding". Data2Logistics issues payment 48 hours after confirmation of funds.

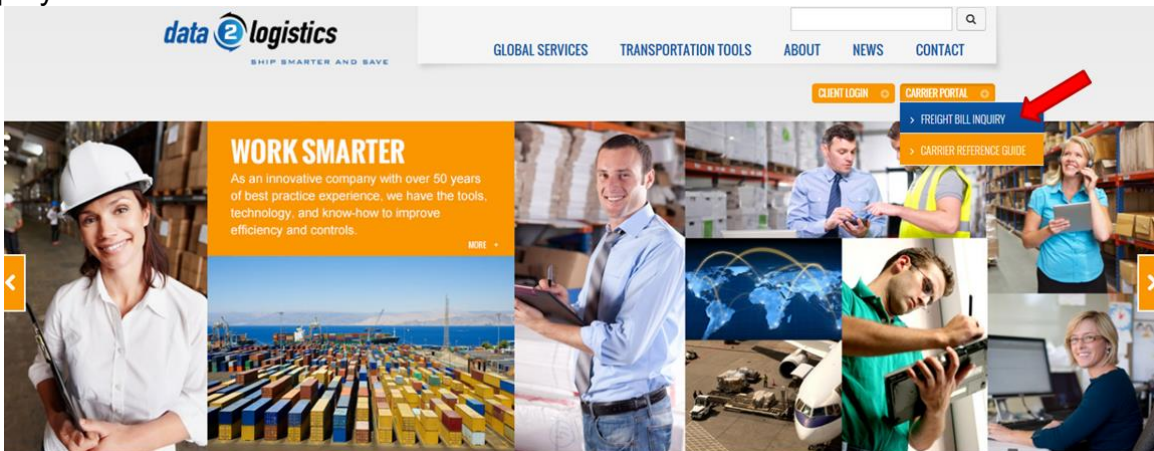
Q. How long from the time Data2Logistics closes the bill into a run until payment is issues?

A. As noted above, payment cycle time is variable depending on the client funding. Data2Logistics issues payment 48 hours after confirmation of receipt of fund.

Appendix A

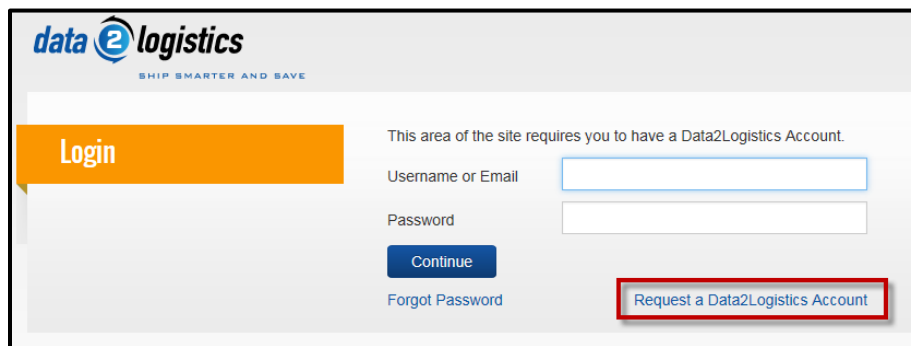
Instructions for Accessing Freight Bill Inquiry Tool

Data2Logistics public www.Data2Logistics.com website contains a link to the Freight Bill Inquiry tool under the 'Carrier Portal' menu:

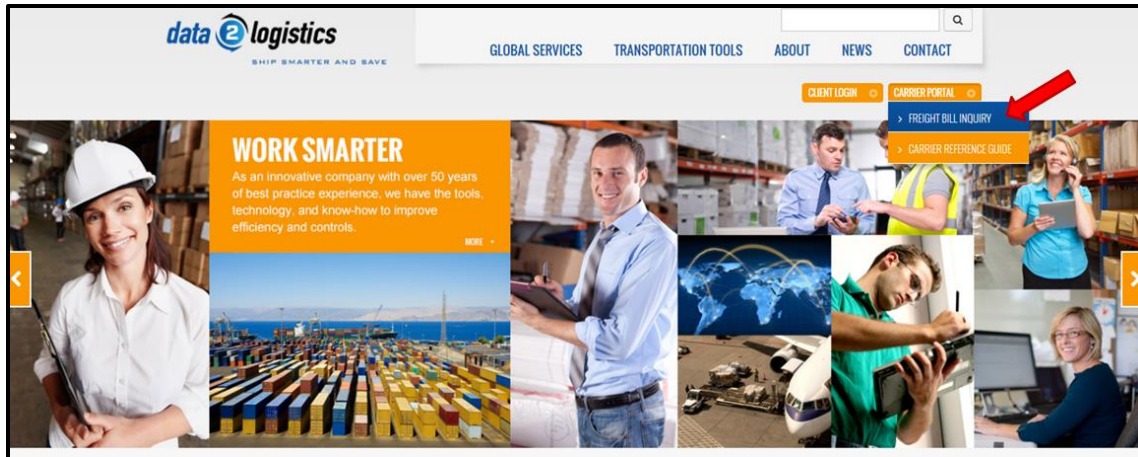


This tool allows users to inquire and monitor the processing status of invoices. This tool keeps a rolling 120 days' worth of data.

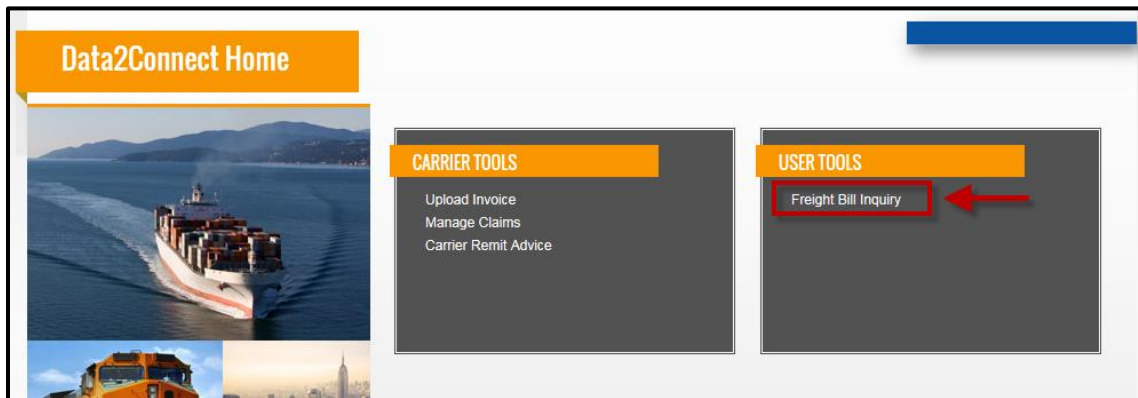
Note: As of 1/5/2016, a login is now required in order to access Freight Bill Inquiry. Clicking on 'Freight Bill Inquiry' from the Data2Logistics website will bring you to a log in page. If you do not have a username and password, click on the 'Request a Data2Logistics Account' to find out your information and send a request for access.



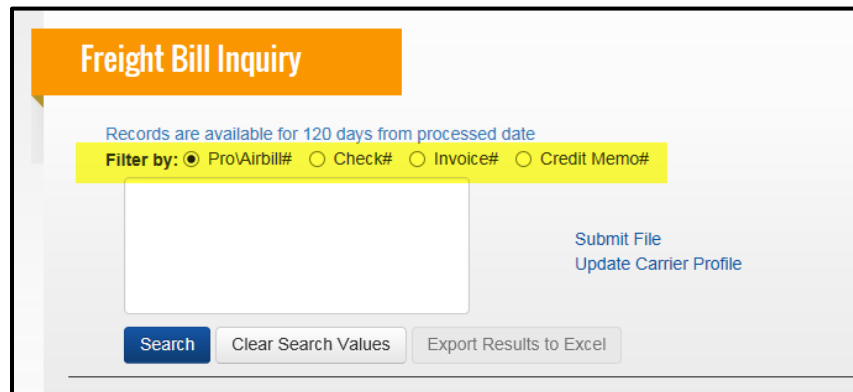
Step 1: The Freight Bill Inquiry tool is located via the Carrier Portal link on the Data2Logistics public website. Simply click on the Carrier Portal button and select Freight Bill Inquiry option from the drop down menu:



Login with your email and password then select Freight Bill Inquiry from your menu options.



Step 2: Users will be brought directly to the tool. From here, users can query for the information they need via several options: Pro/Airbill #, Check #, Invoice # of Credit Memo #



Step 3: Once users have selected their query preference (in the example displayed below we have selected invoice #) type in the information to be queried. Users may query up to 500 numbers at a time:

Freight Bill Inquiry

Records are available for 120 days from processed date

Filter by: Pro/Airbill# Check# Invoice# Credit Memo#

48557963

[Submit File](#)
[Update Carrier Profile](#)

Step 4: View your results. All associated shipment numbers will be displayed for the submitted invoice(s). Pro/Airbill numbers will be listed in numerical order, smallest to largest:

Freight Bill Inquiry

Records are available for 120 days from processed date

Filter by: Pro/Airbill# Check# Invoice# Credit Memo# Display Records Not Found In Export

48557963

[Submit File](#)
[Update Carrier Profile](#)

Show entries

Client Name	Pro No.	Invoice Number	Carrier Name	Billed Amount	Paid Amount	Ship Date	Process Date	Freight Bill Status	Check Number	Issued Date	Run ID	Credit Memo#	Credit Amount
ACME COMPANY	48557963	48557963	ABC TRUCKING CO.	276.34 USD		10/17/2016		In Process - Client Action Required	Unavailable				

Showing 1 to 1 of 1 entries Previous **1** Next

The information provided on the screen is as follows:

Field	Description
Client Name	Indicated the mutual client name; hyperlink will list the processing site as well as the Account Coordinator contact information for any further questions
Pro No.	Reflects the information you entered if you queried by 'Pro/Airbill #'
Invoice Number	Reflects the information you entered if you queried by 'Invoice #'
Carrier Name	Name of the carrier that the shipment was processed under
Billed Amount	The original amount billed by the carrier
Paid Amount	The amount approved by the Data2Logistics Audit process*
Ship Date	Date the shipment was made
Process Date	If the shipment is closed, this field will display the run date. If the shipment is open, this field will be blank
Freight Bill Status	Displays where in the Data2Logistics process the shipment is currently being worked
Check Number	Displays the check number if it has been issued Displays 'Pending' if the check is about to be issued Displays 'Unavailable' if the check has not been issued yet

	Displays 'N/A' if no payment will be made
Issued Date	Displays the date the check was cut once it has been issued
Run ID	Once a shipment is closed, the Data2Logistics Run ID will populate
*Exception Information (in red)	If the paid amount is less than the billed amount, the reason for the deduction will display here (Note: if the shipment is still in process this fields might be blank to indicate the pay amount has not been finalized)

If the shipment had not yet been closed into a run, you will get one of the 'In Process' statuses under Freight Bill Status column referenced in the 'Freight Bill Status Definitions' found on page 8 of this document.

If you get a 'Site = NO RECORD' response for a record – this shipment is either not in the system or it was processed over 120 days ago. To find information on shipments processed over 120 days ago you will need to contact the Payment Inquiry Representative at your processing site

There is no Log Off button, simply close your browser to exit the application.

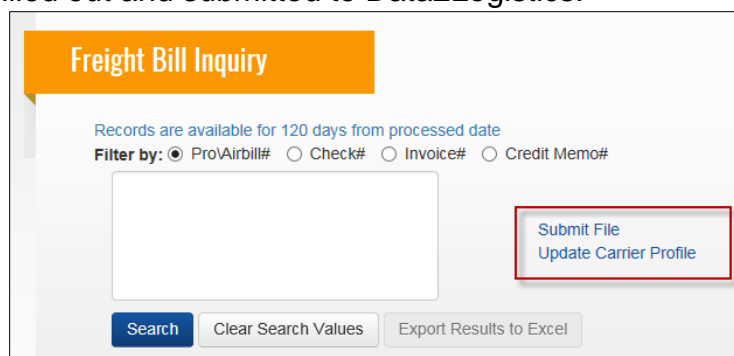
*Note: If the payment amount = \$0.00 and the Freight Bill Status contains 'Closed' then no payment will be relinquished to the Carrier.

Check for trailing spaces or other characters at the right end of the shipment numbers when copying in a list of shipment numbers. You may have to copy the list into Word or Excel and replace the spaces or other characters with an empty character.

Additional features of the Freight Bill Inquiry tool include:

Submit File: this option allows carriers to submit a file of up to 100,000 records. The file is automatically processed and the results are returned to an email address (up to 5 email addresses) in Excel. This option allows carrier to easily obtain processing status for multiple invoices.

Update Carrier Profile: this selection allows carriers to submit an updated profile for their invoice and payment management. When the link is selected, a form is generated which should be filled out and submitted to Data2Logistics.



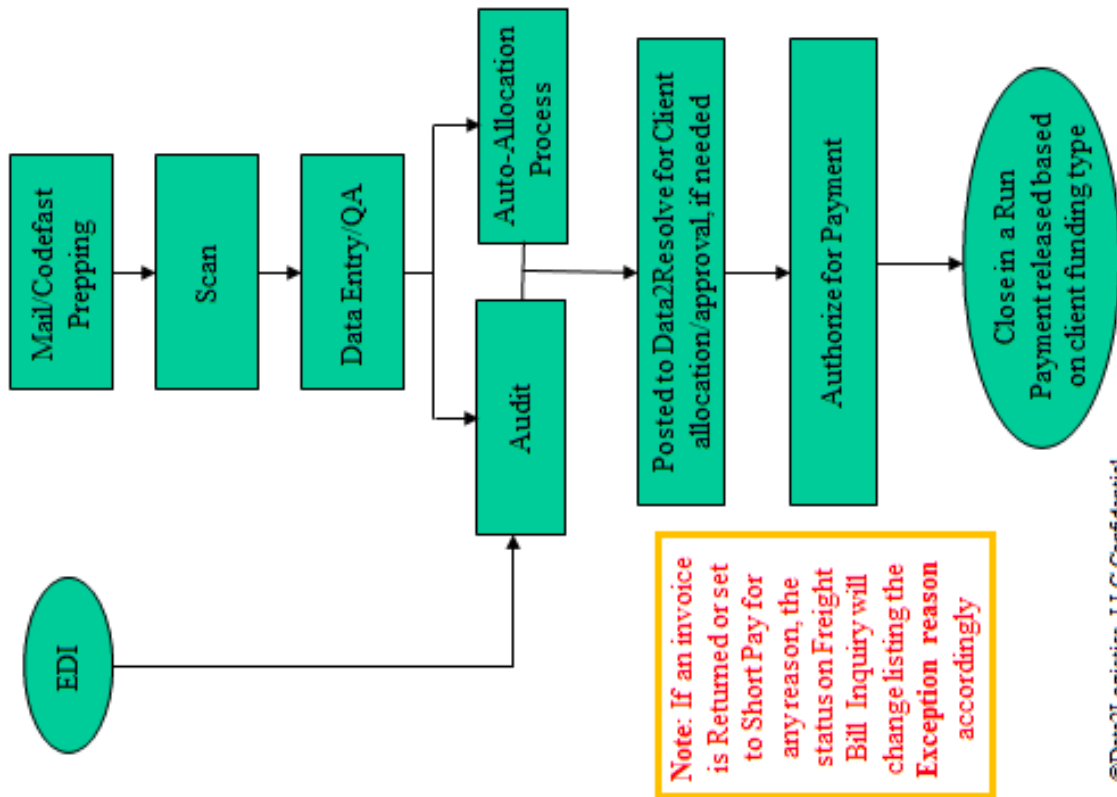
Web Inquiry Status Code Descriptions

Freight Bill Status	Status Definition
In Process – Q/A	This freight bill is being converted, entered and or validated for accuracy. The data on the invoice may change prior to being processed. Once complete the invoice will continue on to an In Process state or be returned to you for further action
In Process – Audit/Coding	The freight bill is currently being reviewed for accuracy including proper allocation coding and audited for appropriate rates and accessorial charges. Once complete, the invoice will move to either a closed status pending payment or be returned to you for further action
In Process – Client Action Required	The freight bill has been identified by Data2Logistics as requiring client action and has been referred electronically to the client. The client is reviewing the freight bill and once the disposition of the invoice has been determined, it will move to an active processing condition based on the action taken and the information provided by the client.
In Process –Carrier Action Required	The freight bill has been identified by Data2Logistics as requiring carrier action and has been referred electronically to the carrier portal. The carrier is reviewing the freight bill and once the disposition of the invoice has been determined, it will move to an active processing condition based on the action taken and the information provided by the carrier.
In Process – Invoice Repair	The freight bill has been identified by Data2Logistics as requiring carrier repair. The carrier is reviewing the freight bill and once the disposition of the invoice has been determined, it will move to an active processing condition based on the action taken and the information provided by the carrier.
In Process – Pending Full Invoice Completion	The freight bill has been processed and is scheduled to close however due to Client requirements there are shipments on this same invoice that need resolution before the complete invoice can be closed. Click on the Invoice Number within these results to query all pending shipments and their current status.
In Process – Ready to Close	The freight bill has been processed and is scheduled to close (request funds for payment) based on a schedule established with our client. Client payment aging terms may apply
Closed – Pending Client Funding	The freight bill has been completely processed and approved for payment by Data2Logistics. Disbursements will be made to you 48 hours upon confirmation of good funds (typically the day after the client funds). Invoices may be in this status until client funding had been received. At the time of fund disbursement the status will update to Closed – Payment Issued
Check issued w/in 3 Business Days	The freight bill has been completed processed and approved for payment by Data2Logistics. The check will be issued within three business days. Once the check has been issued that status will show as Closed – Payment Issued.

<p>Closed – Payment Issued</p>	<p>The freight bill has been completed processed and approved for payment by Data2Logistics. Data2Logistics has disbursed the funds. The check number and check issue date are shown on our website.</p>
<p>Closed – Client Issues Payment</p>	<p>The freight bill has been completed processed and approved by Data2Logistics. A file has been sent to our client who will issue payment directly to you. If Data2Logistics receives the check numbers for this payment, it will be posted here 1 business day post receipt of the check number.</p>
<p>Closed – Previously Paid</p>	<p>Our system indicates that this bill has been previously submitted to Data2Logistics and has already been paid. If you have questions concerning this information call the office that the bill was originally submitted to. The number for our processing site can be found by returning to our Payment Inquiry page and click on the Site column for the row that this bill was found in.</p>
<p>Payment Declined</p>	<p>The freight bill will not be paid as it failed to meet the criteria set forth by our client. If you have questions contact the SITE that processed your submitted bill. The number of the processing site can be found on the Payment Inquiry page by clicking on the data displayed under the SITE column for the row which this bill is displayed</p>
<p>Electronic return to Carrier</p>	<p>The freight bill did not meet the processing criteria established by our client. As a result the carrier has been notified via a remittance file that this invoice requires resubmission. The remittance file identifies the reason for the invoice not being accepted. Processing of this bill has been terminated until carrier resubmits bill with proper information and data</p>
<p>Returned to Client</p>	<p>The freight bill has been identified as requiring client specific approval and has been transmitted or sent for the additional approval. Once the client returns the bill, it will move to the active processing state. Process of this bill has been terminated until client approves.</p>
<p>Can Not Identify Responsible Customer</p>	<p>Insufficient information was provided on the freight bill for Data2Logistics to properly identify a specific client or client business unit. As a result, additional details are required from the carrier to allow the processing of the bill. Processing of this bill has been terminated until the carrier resubmits bill with sufficient information.</p>

Data2Logistics Process Flow Overview

Mailroom/Codefast to Scan = 1 Day Data Entry = 2-3 Days Quality Assurance = 1 Day Audit = 3-4 Days



- Invoice not visible on Freight Bill Inquiry prior to Data Entry
- EDI invoices visible within 2 business days from receipt
Paper invoices visible within 7-10 business days from receipt
- 24 hours after Entry, invoices are visible on Freight Bill Inquiry only through the Data2Logistics Website – under Carrier Portal (shown as **In Process – Q/A**)
- Invoice visible on Freight Bill Inquiry (shown as **In Process – Audit/Coding**)
- Invoice posted for Client review, if needed
Invoice visible on Freight Bill Inquiry (shown as **In Process – Client Action Required**)
- Invoice visible on Freight Bill Inquiry (shown as **In Process – Ready to Close**)
- Invoice visible on Freight Bill Inquiry (shown as **‘Closed’**) Payment release will depend on funding type from the Client. Contact your Data2Logistics Account Coordinator for further assistance.

Appendix B

Remittance and Web Exception Codes (Examples)

Exception Code	Exception Code Description	Exception Codes	Exception Code Description
000	Empty	045	Incorrect Single Shipment Charge
001	Duplicate	046	Not Our Clients Bill To Pay Per Pmt Terms Billed
002	Incorrect Rate	047	Incorrect Late Fees Charge
003	No Pod	048	Incorrect Holiday Charge
004	Unauth - Not Client Bill	049	Incorrect Pod Charge
005	Incorrect Weight	04A	Invalid Carrier
006	Late - Service Failure	04B	Invalid Poe
007	Misc	04C	Invalid Pod
008	Rebill To Another Account	050	Incorrect Cod Charge
009	Incorrect GST Tax	051	Incorrect Saturday Pickup Or Delivery Charge
00A	Bol Duplicate	052	Incorrect Redelivery/attempted Delivery Charge
00B	No Match To Client File Send Hard Copy And Back Up	053	Incorrect Hazardous Materials Charge
00C	TP Need Third Party Key Words Per Location List	054	Incorrect Am Delivery Charge
00D	CC Need Consignee Key Words Per Location List	055	Incorrect Reconsignment/markings Charge
00E	PP Need Shipper Key Words Per Location List	056	Incorrect Residential Pickup Or Delivery Charge
00F	Incorrect Currency Billed	057	Incorrect Storage Charges
00G	Need Paper Copy Of Invoice To Perform Audit	058	Incorrect Capacity Load/linear Foot Rule Charge
00H	PP No Shipper Addr/zip Match Per Location List	059	Incorrect Reweighing Charge
00I	CC No Consignee Addr/zip Match Per Location List	060	Incorrect Above Ground Delivery Charge
00J	TP No Bill To Addr/zip Match Per Location List	061	Incorrect Additional Labor Charge
00K	Complete Shipper/consignee Name/addr Info Required	062	Incorrect Detention Charge
00L	Balance Due Declined, No Supporting Documentation	063	Incorrect Minimum Charge
00M	Currency Not Specified	064	Incorrect Interlined Discount
00N	Invalid PPs-order#-submit Hard Copy With Bol	065	Incorrect Cross Border Charge
00P	Need Hard Copy Invoice	066	Incorrect Contract Effective Date
00Q	Invalid Origin Postal Code	067	Unapplied Discount
00R	Invalid Destination Postal Code	068	Advance Origin Charge Is Not Valid
00S	Invalid Origin And Destination Postal Codes	069	Advance Destination Charge Is Not Valid
00T	Credit Rejected, Client Requires Refund Check	070	Inside Pickup Or Delivery Charge Is Not Valid
00U	EDI Bol Must Have A Valid Prefix	071	Contract Is Still Valid
00V	EDI - Invalid Bill Of Lading Format	072	Weight And Inspection Report Is Required
00W	EDI - Bill Of Lading Shipper Zip Mismatch	073	Declared/valuation Fee Is Not Valid
00X	Inbound EDI - Missing Or Invalid Location Code	074	Afterhours Charge Is Not Valid
00Y	Inbound EDI - Location Code Consignee Zip Mismatch	075	Misc Charge Can Not Be Identified Zero Paid
00Z	EDI Third Party Terms Not Authorized By Client	076	Minimum Charge Applies
010	Incorrect HST Tax	077	Balance Due Is Valid
011	Incorrect QST Tax	078	Balance Due Declined
012	Incorrect Vat Tax	079	Incorrect Advanced Origin Fee
013	Undercharged	080	Advance Origin Fee Is Not Valid
014	Tax Correction	081	Incorrect Advanced Destination Fee
015	Wait Time Missing	082	Advance Destination Fee Is Not Valid
016	Wrong Weight	083	Affiliate Name Applies To Customer Pricing
017	Missing Backup	084	Fuel Surcharge Adjustment
018	Incorrect Fuel Surcharge	085	Us Export Comp Fee Not Valid
019	Incorrect Classification	086	Previous Overpayment/credit Exists

01A	Short Paid To Balance Check To Remittance	087	Incorrect Square Footage
01B	Accessorial Charge Denied- Not In Carrier Contract	088	Previously Paid
01C	Client Adjusted	089	Wrong Backup Attached
01D	Dimensions Required	090	Client Approval Needed
01E	No Authority For Accessorial	091	Need Legible Bol
01F	Incorrect Tariff Applied	092	Pd In Us Funds Added
01G	Bill Rejected For A Client Specific Reason	093	Not Our Location To Pay
01H	Ship Date Prior To Contracted Start Date	094	Third Party Approval Needed
01I	Accessorial Charges Must Be Billed On Original Pro	095	Account Number Required
01J	Unable To Identify Commitment Time	096	No Rates On File
01K	Delivery Area Surcharges Applied In Error	098	Data Entry Correction Made, Needs Review
01L	Delivery Area Surcharges Incorrectly Calculated	09A	Location Or PPs Number Incorrect
01M	Pickup Fees Or Weekly On-call Fees – Not Requested	09B	Service Not Requested
01N	Ship Date After Client Expiration Date	09C	Location Does Not Match Location Id
01O	Duplicate Accessorial Charge	09D	Invalid Location Id
020	Incorrect Mileage/kilometers	0AA	Missing Client Match Variable
021	Accessorial Charge Error	0MB	Incorrect/missing Bol Number
022	Payment Terms Error	0OB	Shipment Amt <> Sum Of Charges
023	Discount Error	0RT	Repair Trailer
024	Not Shipped	999	Not Spec
025	Credit Memo	AAC	Provide Authority For Applied Charges
026	Corrected Invoice	ACW	Accessorial Charge Waived Per Contract
027	Late Fees	BAL	Inv Amt <> Sum Of Shipment Amts
028	Incorrect Dim Weight	BRA	Bol Required For Prepaid Shipment
029	Incorrect Chargeable Weight	CLE	Classification Error
030	Next Weight Break Applies	CTR	Canadian Tax Required
031	Incorrect Dim Factor	EBN	Equipment Billed Not What Client Requested
032	Incorrect Oversize Charge	EDI	EDI Service Zone Is Missing
033	Incorrect Sunday Charge	IST	Invalid Service Type
034	Incorrect Bill To/third Party	MBL	Multiple Bol Not Accepted
035	Incorrect After Hours Charge	MIS	Missing Back Up Documents
036	Incorrect Zone	OIP	Missing/invalid Po
037	Incorrect Account Number	PTA	PTA Number Required Not Provided
038	Late - Rerated To Next Service Level	RCA	Accessorial Requires Client Approval
039	Balance Due Declined Due To Statute Of Limitations	SFC	Shipment Fully Credited
040	Incorrect Nav Canada Tax	VT1	Shipment Requires Vat
041	Incorrect Service Requested	VT2	Shipment Contains Vat But Not Vat Eligible
042	Incorrect Notification Prior To Delivery Charge	VUC	Volume Usage Charge Not Applicable
043	Incorrect Inside Pickup Or Delivery Charge	WWC	Pallet Weight Waived Per Contract
044	Incorrect Liftgate Charge		